



# Reports, Dashboards and Analytics

Helping quality, safety and product leaders get instant access to key performance drivers, metrics, and real-time analytics – to make data-driven decisions.

*QUICKLY GO FROM DATA TO ACTIONABLE INSIGHTS AND NEXT STEP PLANNING WITH CQ's DIGITAL QUALITY<sup>+</sup> PLATFORM WITH DATA AT THE CORE.*

*INTELLIGENTLY AUTOMATE COMPLIANCE OPERATIONS WITH A UNIFIED PLM, QMS, EHS, and SRM SOLUTION WITH EASY ACCESS TO ALL KEY METRICS.*





With CQ's Reports, Dashboards, and Analytics, you will have a finger on the pulse of all key metrics related to quality, safety, and product design & development.

**With our intuitive dashboards** – that can be personalized and customized – we make life easy for business decision-makers to access reports, KPIs and analytics related to end-to-end quality and safety processes across all your locations. Also access key metrics across the product development lifecycle from vision to production.

The CQ Platform is built to enable better data-driven decision-making and collaborative planning. Whether it is **spotting early warning signals or accessing real-time data** from a particular quality or safety or product design process, we make life easy for our users.

Our report builder, report scheduler and report configuration capabilities ensure that it is intuitive to **maintain data control** while at the same time enabling better collaboration. Of course, our mobile capabilities and pre-developed best-practices-based reports are added benefits.

Overall, ComplianceQuest is purpose-built for the following:

- **Enhanced reporting** capabilities
- Track and monitor all **KPIs, spot trends & patterns**, and act on weakness & strengths
- **Leverage AI and advanced analytics** for smarter, faster, semi-autonomous decision making
- Improve efficiency and overall operational effectiveness with **a unified platform** that seamlessly integrates people, processes, and systems
- **Data-centric collaboration** among inter-departmental teams including quality, safety, product design & development, production, and supply chain



# Support Your Entire Organization



## Quality Team

Track all key quality-related metrics that impact quality across the product lifecycle and supply chain. This includes **metrics related to CAPA, compliant handling, audits, regulatory submissions, Nonconformance/Correction Action (NC/CA), etc.**



## Safety Team

Stay on top of all safety management processes with proactive incident management. Track and monitor various metrics including **Average Incident Response Time, Mean Time to Resolution (MTTR), Mean Time to Acknowledge (MTTA), Escalation Rate, and Uptime of your Safety Management System.**



## Product Design and Development

Seamless data visibility for your product team to track change requests, new regulatory requirements, customer changes, etc.



## Engineering

Help your engineering team with the right set of data and dashboards to enhance quality across all engineering activities.



## Manufacturing

Ensure quality and safety across the manufacturing lifecycle, with seamless access to data. Track metrics such as Average time taken to discover a quality issue, Average time to resolve the issue, **Cost of noncompliance, Number of defects, Rate of rejects and returns, Overall Equipment Effectiveness (OEE), Scrap Rate, etc.**



## Supply Chain

Track all supplier-related metrics that affect quality and safety performance. CQ's Supplier Performance Management module streamlines the supplier evaluation process by automating key **metrics collection, scorecard creation, and ongoing actionable insights.** It helps you ensure supply continuity, quality, and compliance through continuous monitoring of supplier performance.

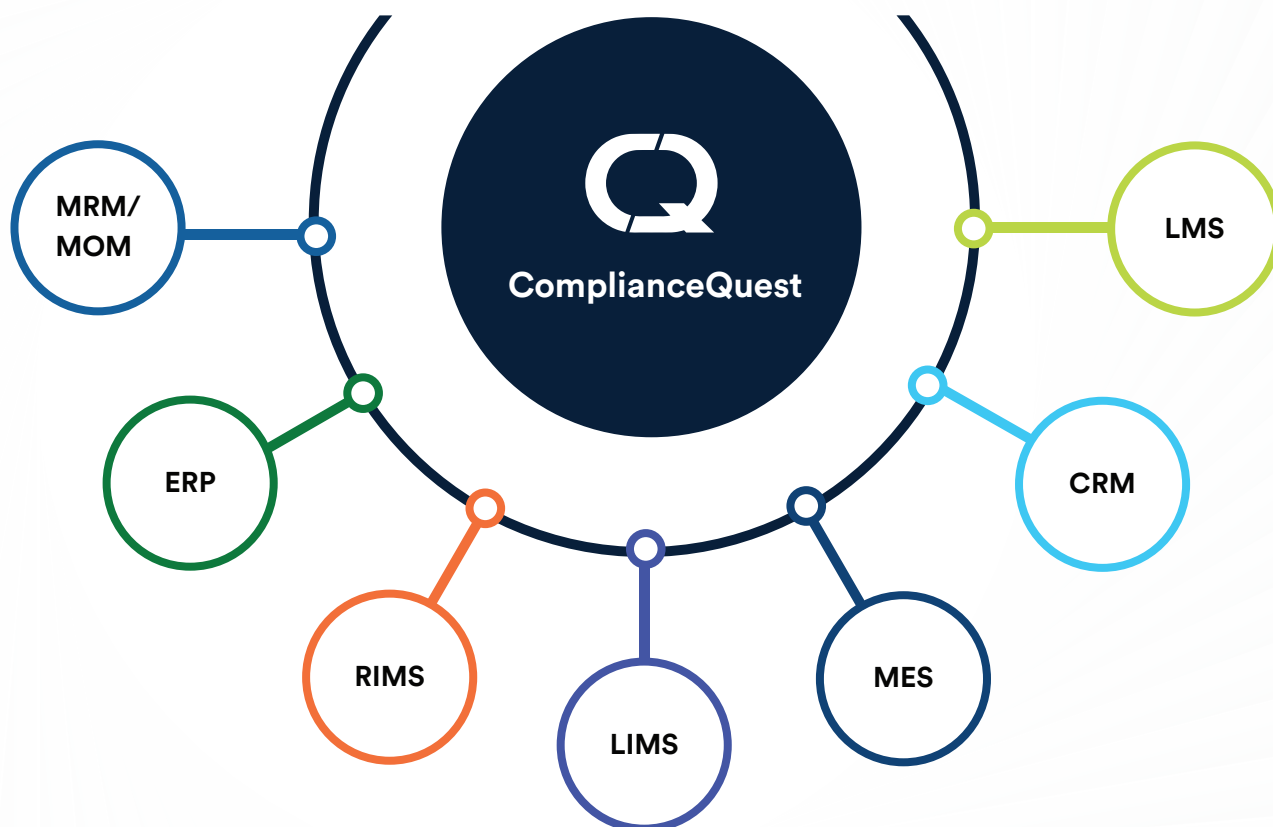


## Management

**Review and analyze the effectiveness** of the end-to-end quality and safety management with the right set of dashboards, reports, and analytics. CQ's Management Review solution is designed to enable senior leaders to not only have data visibility but also capture insights from root cause analysis data, risk metrics, and what-if scenario analysis. The solution also **allows management leaders to drill down** to location, product or customer-centric data and metrics.

# Key Features of CQ Reports, Dashboards and Analytics





### Reports and Dashboard Designer

Quickly set up customized and personalized reports/dashboards as per role and department



### Control Towers

For Supplier Quality, Management Review, Global Injury Insights



### Data Visualization

Review reports and analyze data with easy to grasp visualization



### Next-Generation Collaboration

To share, export data, scheduled distribution, conditional notification, etc.



### Management Oversight

Enable leadership teams to have oversight on Metrics and KPIs across the various processes



### Mobile App

Easily access dashboards, reports and analytics using a mobile app



### Specialized Reports

For various processes including Open CAPAs, Nonconformance, Document Status, Open Complaints, Incident Data, Risk Metrics, etc.



### Advanced Analytics

Access real-time reporting anytime on any device and create accessible, useful dashboards with just a few clicks to analyze and garner insights from data. It also offers the ability to drill-down and analyze quality data, health and safety data and product lifecycle data.



### Dashboards for various processes

Including custom dashboards for Audits, Complaints, Overall Quality, Overall Safety, Equipment Management, Risk Management, etc.



## CQ Advanced Analytics

With CQ, it becomes simple and intuitive to track KPIs across quality, safety, supplier, and product development lifecycle. But that's only the beginning. Using all of this data, decision-makers are able to capture actionable insights and plan “next best actions” with next-generation advanced analytics.

With CQ, analytics and insights in the following areas becomes efficient:


- ✦ Insights into root causes for CAPAs, NCs and audit findings
- ✦ Regulatory compliance
- ✦ Identifying quality/safety training needs and complying to requirements
- ✦ Identifying potential issues and areas of improvement across the product lifecycle
- ✦ Identifying Lab Quality issues and trends
- ✦ Spot areas for improvement across quality, safety, product design, manufacturing, and supply chain departments
- ✦ Better insights into customer feedback
- ✦ Handle incidents proactively, with data-driven risk management
- ✦ Manage change across the product lifecycle with data-centric collaboration

***Quality touches everything, and with CQ you not only have data visibility across the product lifecycle and supply chain but also have insights and next-step planning that will lead to better quality, better safety, and a better overall product.***



# Achieve Your Quest for Digital Operations

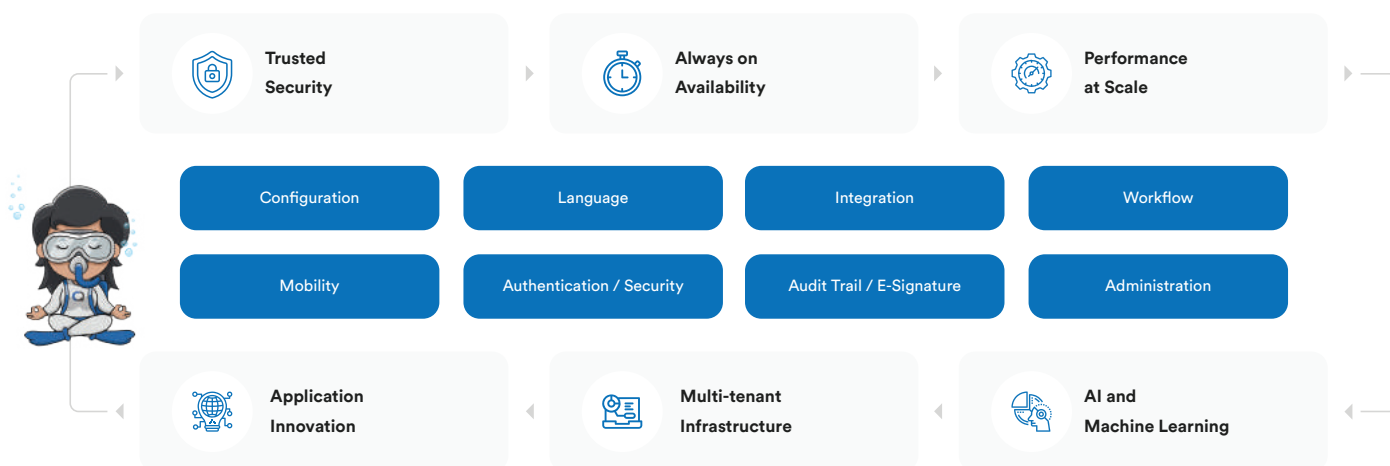
CQ intelligently automates operations from product innovation to customer success



## CQ Solutions Powered by Platform

100% modern cloud infrastructure supports innovation

ComplianceQuest is a 100% native force.com application suite. As such, ComplianceQuest solutions inherit all attributes of the Salesforce platform.



## About ComplianceQuest

Transform to a fully connected business with a **next-generation AI-powered Product Lifecycle, Quality, Safety, and Supplier Management platform, built on Salesforce**. Our connected suite of solutions helps businesses of all sizes increase quality, safety and efficiency as they bring their products from concept to customer success. Our intelligent data-driven platform comes with best-in-class integrated processes to mitigate risks, protecting your employees, suppliers and brand reputation, and to increase innovation, compliance, profit and customer loyalty. ComplianceQuest is pre-validated and easy to implement, use, and maintain, allowing for streamlined communication and collaboration across the product value chain.

For more information, or to request a demo with a ComplianceQuest expert, contact ComplianceQuest today:

- Visit [www.compliancequest.com](http://www.compliancequest.com)
- Email us at [marketing@compliancequest.com](mailto:marketing@compliancequest.com)
- Call us at **408-458-8343**